




APPROVAL SHEET

CUSTOMER	iTuner
CUSTOMER P/N	
DESCRIPTION	12V/5A SERIES NO. (05)
EDAC MODEL	EA10523C-120
DATE	2010-06-21
REVISION	0

APPROVED	DESIGN	PREPARE	RoHS
			
CONCLUSION 判定結果	APPROVED 承認	CONDITON APP'D 有條件承認	CUSTOMER'S SIGNATURE: 客戶簽章:



翌勝電子股份有限公司
 EDAC POWER ELECTRONICS CO., LTD.
 台北縣中和市建一路 150 號 11 樓之 2(E 棟)
 TEL: 886-2-82263289 FAX: 886-2-82263327

翌勝電子(蘇州)有限公司
 Edac Power Electronics (Suzhou) Co., Ltd.
 江蘇省蘇州工業園區勝浦鎮常勝路 59 號
 No.59, Chang Sheng Road, Sheng Pu,
 Suzhou Industrial Park, Jiangsu, China
 Tel: 512-6282-1628 Fax: 512-6282-9608

SUBJECT: SCOPE OF DOCUMENT

CONTAINS :

1-0 General Description

2-0. Input Requirements

3-0. Output Requirements

4-0. Reliability

5-0. Environment

6-0. Safety

7-0. Mechanical Characteristics

1-0. General Description

The purpose of the document is to specify a Single phase AC input, single output switching power supply. This specification is suitable for: EA10523C Series

This product is AC to DC switching power transfer device, it can provide for a 12V, 5A max & 60W max DC output with constant voltage source.

This Specification defines the input, output, performance characteristics, environment, noise and safety requirement for a power supply.

2-0. Input Requirements

2-1. AC Input Voltage

Maximum Voltage: 264Vac

Normal Voltage : 100~240Vac

Minimum Voltage: 90Vac

2-2. AC Input Frequency

Maximum Frequency: 63Hz

Normal Frequency: 50~60Hz

Minimum Frequency: 47Hz

2-3. Input Current

a. 1.8A (Max.) @ 115Vac input with full load.

b. 0.9A (Max.) @ 230Vac input with full load.

2-4. Efficiency

87.0% average at normal line input and 25%,50%,75%&100% of max output current.

Meet CEC Level V requirement.

2-5. Configuration

3-wire AC input (Line ,Neutral ,FG)

2-6. Input Fuse

The hot line side of the input shall have a fuse, rating (T3.15A/250V)

2-7. Inrush Current

40A at 110 Vac

80A at 220 Vac At cold start, maximum load.

2-8. Line Regulation

This line regulation is less than ± 1%, of rated output voltage @ full load .

2-9. Hold Up Time

8.3 mSec., @ Normal line, with full load.

2-10. Rise Time

50 mSec., @ Rated AC input, with full load.
From 10% to 90% of output voltage.

2-11. Turn-ON Time

The output voltage should rise to 90% of rated output voltage
in less than 3 SEC. from AC apply to 110Vac start up.

2-12. No Load Power Consumption.

Less than 0.5 Watts., @ 230Vac / 50Hz.

3-0. Output Requirements

3-1. Output Voltage and Current

Output Voltage (Vdc)	Current Min.(A)	Current Max.(A)
<u>+12V</u>	<u>0</u>	<u>5A</u>

3-2. Load Regulation

Voltage (Vdc)	Tolerance (%)	Regulation (Vdc)
<u>+12V</u>	<u>+5/, -5</u>	<u>11.4~12.6V</u>

3-3. Dynamic Load Regulation

±5% excursion for 50% - 100% or 100% - 50% load change of DC output at
any frequency up to 1KHz(duty 50%)

3-4. Ripple & Noise

The power supply shall not exceed the following limits on the indicated voltage for 60Hz or 50Hz ripple, Switching frequency ripple and noise and dynamic load variations measured with a 20MHz bandwidth

Output	Ripple/Noise
<u>+12V</u>	<u>1.5% max. of rated output voltage</u>

Ripple / Noise: 60Hz ripple + switching ripple and noise

Ripple & Noise are measured at the end of output cable which are added a 0.1uF ceramic capacitor and a 47uF electrolytic capacitor

3-5. Short Circuit Protection

The adapter can withstand continuous short at DC output and no damage.

It will enter into normal condition if the fault condition is removed.

3-6. Over Current Protection (Over power protection)

180% max of rated output current.

The power supply shall not be damaged by an over current from the output to return line when O.C.P occurred the output will be shunt-down and kick-up and output voltage will be auto-recovery when O.C.P condition is removed.

3-7. Stability

2% Max. at constant load with constant input (after 30 minutes of operation).

3-8. Temperature Rise

Less than rise 45 °C on top/bottom case at normal AC input & 80% load of DC output at environment temperature 25 °C .

3-9. Drop-out (Power Line Disturbance)

Output voltage shall remain within the specified regulation range, through the absence of a line input during 1/2 cycle, at full load and normal AC line input

3-10. Voltage Isolation

The DC ground will be isolated from the AC neutral and AC line.

4-0. Reliability

4-1. MTBF (MIL-STD-781C)

The power supply shall be designed and produced to have a mean time between failures (MTBF) of 50,000 operating hours at 90% confidence-level while operating under the following conditions.

Test condition : Input: 220Vac 45 minutes on , 15 minutes off

Output: 80% of rated load

Temperature : 40 +/- 5

Quantity : 45 pcs

Result : without failure after 30 days burn-in

5-0. Environment

5-1 Temperature

a. Operating : 0 to 40

b. Storage : -20 to 85

5-2 Humidity

a. Operating : 10 to 90 %

b. Storage: 5 to 90 %

5-3 Altitude

From sea level to 2000 Meter (operation) and 5000 Meter (non operation)

6-0. Safety

6-1. Hi-Pot Test

4242 Vdc 5mA 3 Sec. between primary and secondary circuit

6-2. Insulation Test

500Vdc, 3 Sec. between primary and secondary circuit

IR should 50 M .

6-3. Leakage Current

750 uA, at 240Vac/50 Hz

6-4. Safety

UL, CUL, TUV/GS, CE, FCC, PSE, EK, GOST-R, BSMI, CCC, DOIR+C-TICK

6-5. EMS

Items	Specification	Reference
ESD	Contact: $\pm 4KV$	IEC 61000-4-2
	Air: $\pm 8KV$	
RS	Frequency: 1KHz Field Strength: 3V/M	IEC 61000-4-3
EFT	1.0 KV on input AC power ports.	IEC 61000-4-4
SURGE	Line to Line: $\pm 1KV$ (peak)	IEC 61000-4-5
	Line to F.G : $\pm 2KV$ (peak)	

6-6. EMI

Comply with Standards
CISPR 22, EN 55022 Class B

7-0. Mechanical Characteristics

7-1. Physical Size : 120 mm (L) * 60 mm (W) * 35 mm (H)

7-2. Enclosure material : 94V-1 minimum

7-3. Vibration Test

The vibration frequencies are set at 20Hz, with total amplitude of 1.5mm
Along the 3 directions namely X-Y-Z. The each direction should be vibrated
for 60 minutes, after testing no abnormal electrical or mechanical should occur.

7-4. Drop Test (Referencing to CSA C22.2 No.950/UL1950/UL1310/EN60950)

Products shall be dropped from a height of 900 mm onto a horizontal surface
consists of hardwood at 13mm thick, mounted on two layers of plywood each
19mm to 20mm thick, all supported on a concrete or equivalent non-resilient
floor. Upon conclusion of test, the equipment need not be operational.

7-5. Net Weight (Reference) : 310 \pm 20g

3.5



EDACPOWER ELEC.

AC ADAPTER 电源适配器 직류전원장치 電源供應器

MODEL 型号 모델명 型號: EA10523C-120

AC INPUT 輸入정격입력 輸入:100-240V~1.8A, 50-60Hz

DC OUTPUT 輸出정격출력 輸出:12V == 5.0A

CAUTION 注意 注意

FOR INDOOR USE ONLY 室内产品使用 室内產品使用

I.T.E. USE ONLY

DATE CODE:

出厂日期
出廠日期

10	11	12			1	2	3	4	5
1	2	3	4	5	6	7	8	9	0



Local Rep: SPS Inc
Tel: +82-42-936-4905
KTL:SU10315-10001



I.T.E. POWER SUPPLY
41TJ
E209833



LPS

R33147

MO04

RoHS



N136
SGSEA/090732

MADE IN CHINA 中国制造 中國製造
312 C3

71


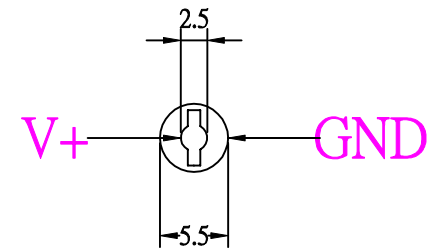
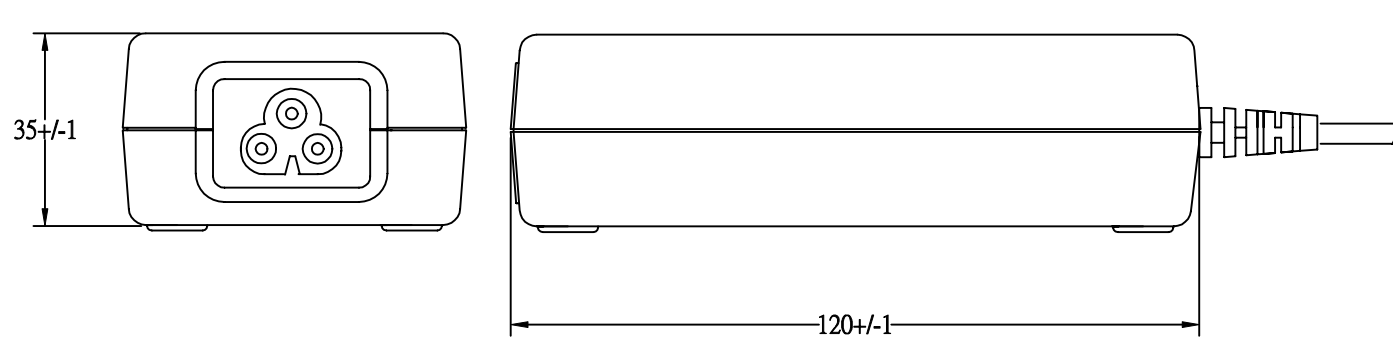
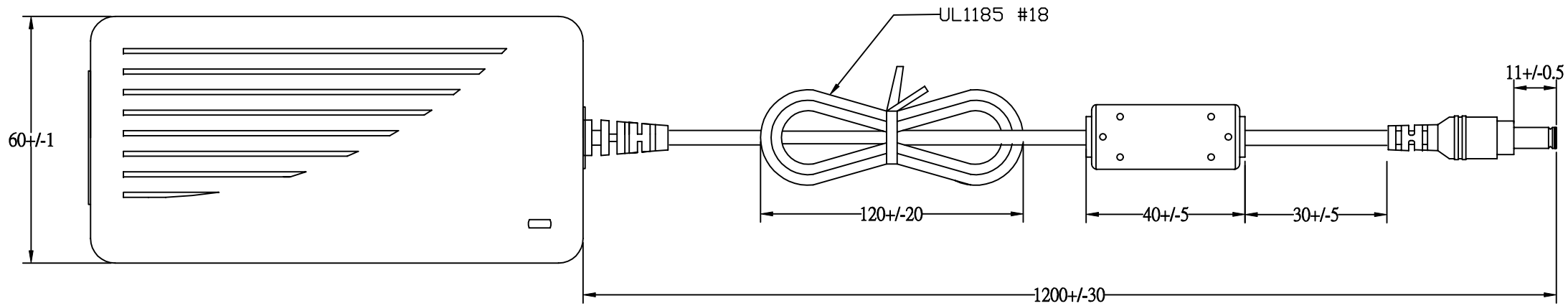
41

EDAC P/N.: 312

Background: Black color

Character: Silver color

Unit: mm



EDAC POWER ELEC.				APPROVED
MODEL	EA10523C(05)	UNIT	mm	DESIGNED
color	BLACK	SCALE		CHECK
cus.		DATE	2010-06-21	DRAWING L.J.YU