



U8

Active Air Cooler

PRODUCT SPECIFICATIONS

Specification Version: 07/27/2023

(the specification is subject to change without notice)

U8 | Socket LGA1700/1200/115X/AM5/AM4

Model Number: U8

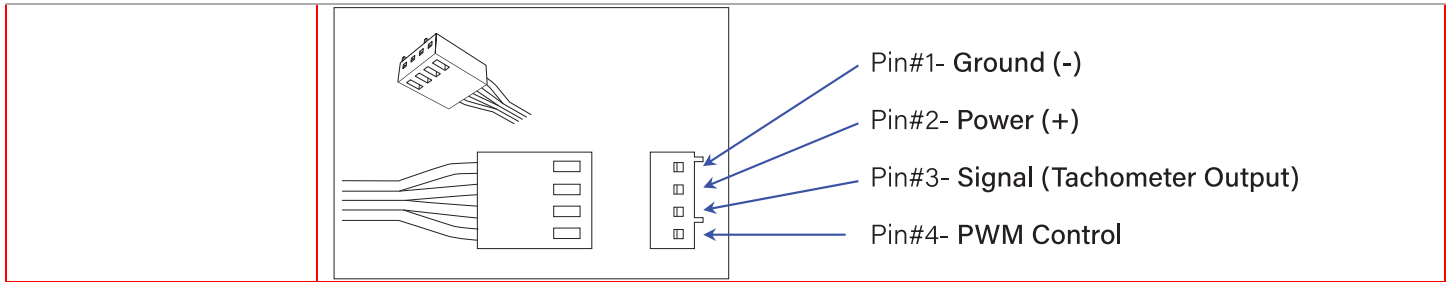
- Recommend for Intel® and AMD® CPU as following
 - Intel® Socket LGA 1700/1200/115X Processor
 - AMD® Socket AM5/AM4 Processor
- Active Cooler for Mini ITX Application & Up

Overall Specification

Dimension	93.4 x 95.0 x 35.2 mm
Weight	392g (Fan + Heatsink)
Material	Copper Base & Aluminum Fins with Heat Pipe Embedded
Fan	92.0 x 92.0 x 12.0 mm Axial fan with PWM Function
Thermal Grease	Shin-Etsu 7762 Pre-Printed
TDP-Intel	135 W
TDP-AMD	130 W

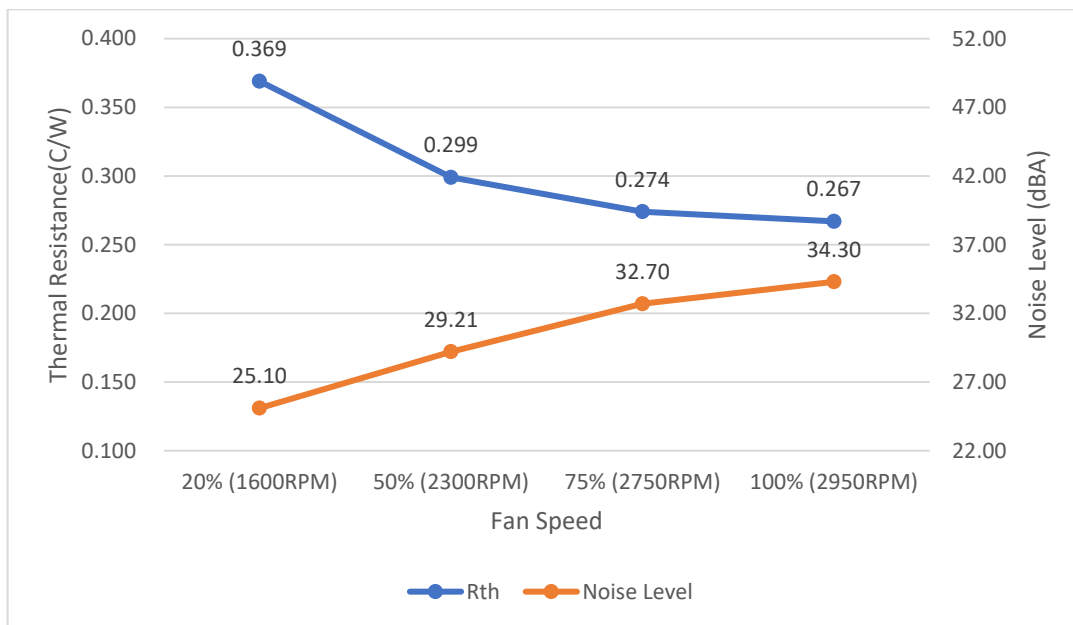
Cooling Fan Specification

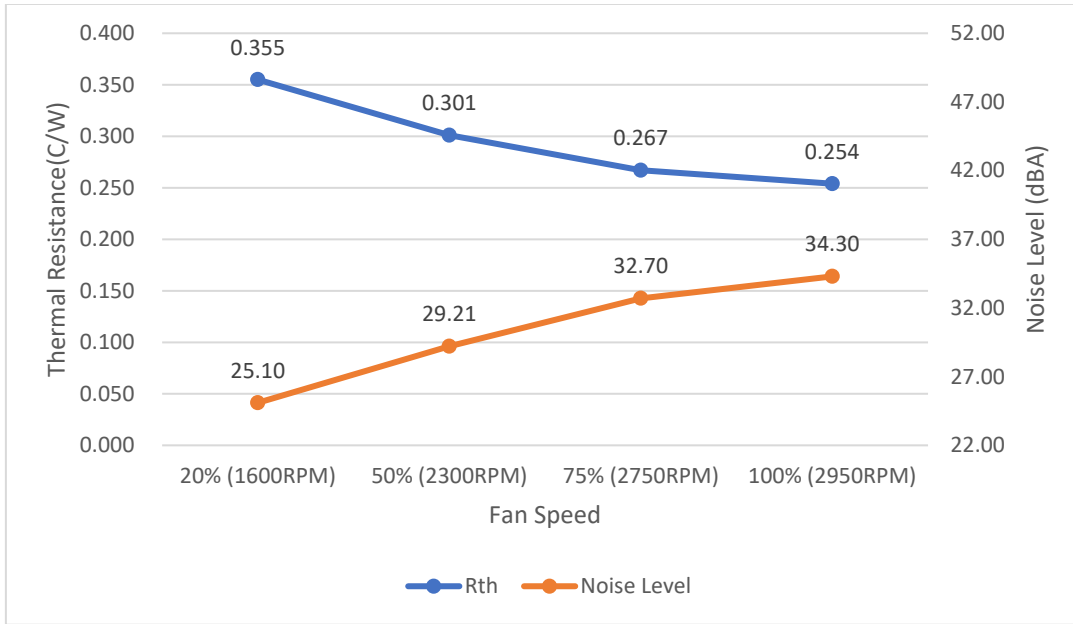
Dimension	92.0 x 92.0 x 12.0 mm
Bearing	Double Ball
Rated Voltage	12V
Rated Speed	At Duty Cycle 0~20%: 800 ± 200 RPM At Duty Cycle 50%: 1900 ± 10% RPM At Duty Cycle 100%: 3200 RPM
Input Power	At Duty Cycle 0~20%: 0.2 W At Duty Cycle 50%: 0.5 W At Duty Cycle 100%: 1.6 W
Maximum Airflow	At Duty Cycle 0~20%: 9.88 CFM At Duty Cycle 50%: 21.38 CFM At Duty Cycle 100%: 35.78 CFM
Rated Static Pressure	At Duty Cycle 0~20%: 0.28 mm-H2O At Duty Cycle 50%: 1.22 mm-H2O At Duty Cycle 100%: 3.21 mm-H2O
Acoustical Noise	At Duty Cycle 0~20%: 22.3 dBA At Duty Cycle 50%: 26.1 dBA At Duty Cycle 100%: 36.2 dBA
Lead Wire Pin Out	Pin#1- Black(-) Pin#2- Black (+) Pin#3- Black (Tachometer/ Signal Output) Pin#4- Black (PWM) Lead Wire Pin Out Diagram :

U8 | Socket LGA1700/1200/115X/AM5/AM4


Performance Chart: Active Cooler U8 Thermal Resistance Thermal Resistance vs. Fan Speed (Duty Cycle and RPM)

LGA 1700

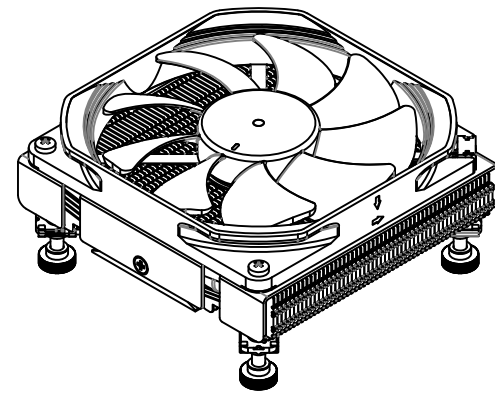
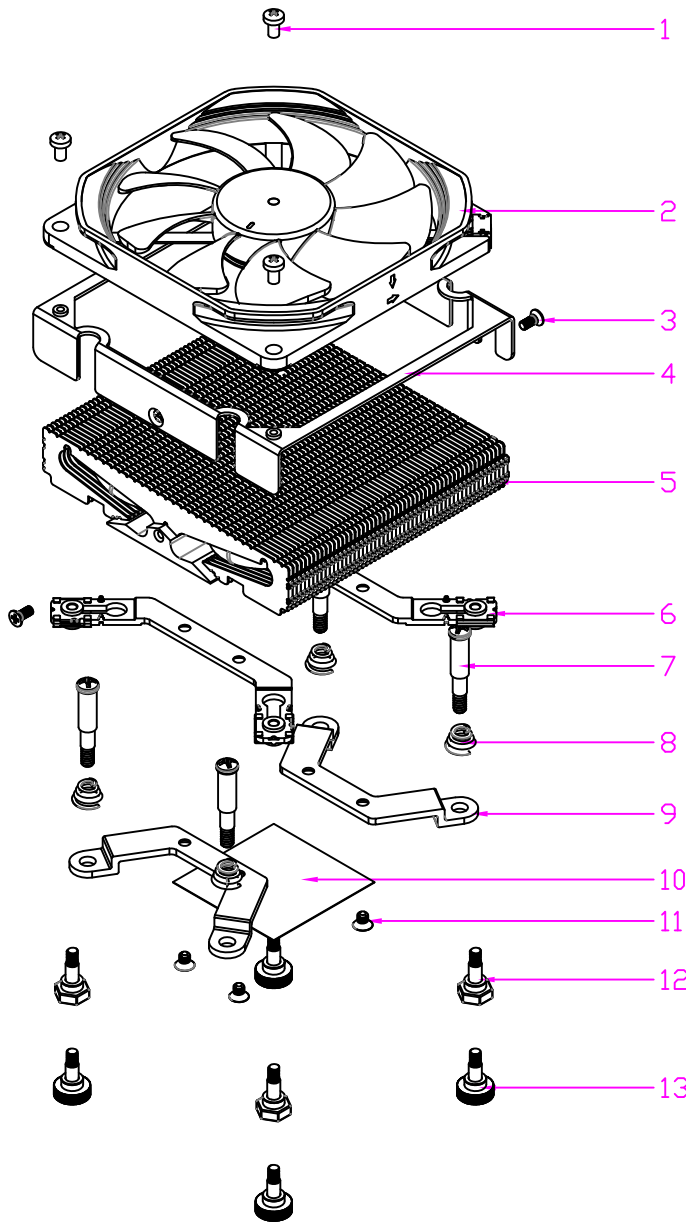


Socket AM5



CONFIDENTIAL DOCUMENT

THIS DRAWING CONTAINS INFORMATION PROPRIETARY TO DYNATRON CORPORATION AND DYNAEON INDUSTRIAL CO., LTD. ANY REPRODUCTION, DISCLOSURE, OR USE OF THIS DRAWING IS EXPRESSLY PROHIBITED EXCEPT AS DYNATRON CORPORATION AND DYNAEON INDUSTRIAL CO., LTD. MAY OTHERWISE AGREE TO IN WRITING.

REV#	DESCRIPTION	CHECKER	DATE
0.0	INITIAL RELEASE	Engr.	04/15/22




Intel Mode



AMD Mode

ITEM #	DESCRIPTION	MATERIAL	QTY.
13	INTEL 1700 SCREW	STEEL WITH INSULATOR	4
12	INTEL 115X SCREW	STEEL WITH INSULATOR	4
11	BRACKET INSTALLATION SCREW	STEEL	4
10	THERMAL GREASE	SHIN-ETSU 7762	1
9	AMD BRACKET	STEEL	1
8	AMD SPRING	STEEL	4
7	AMD SCREW	6-32	4
6	INTEL BRACKET	STEEL	1
5	HEATSINK	ALUMINUM FINS, COPPER BASE, HEATPIPES	1
4	FAN BRACKET	STEEL	1
3	FAN BRACKET SCREW	M2.5	2
2	FAN	9212	1
1	FAN INSTALLATION SCREW	M3	4

DATE		NAME		 DYNATRON CORPORATION
04/15/22	04/15/22	Engr.	Engr.	
DRAWN				TITLE: Active Air Cooler U8 BOM & Exploded Assembly Drawing
CHECKED				
ENG. APPR.				
MFG. APPR.				
QA				
COMMENTS				DWG. No: DYN-EP-U8
				REV 0.0


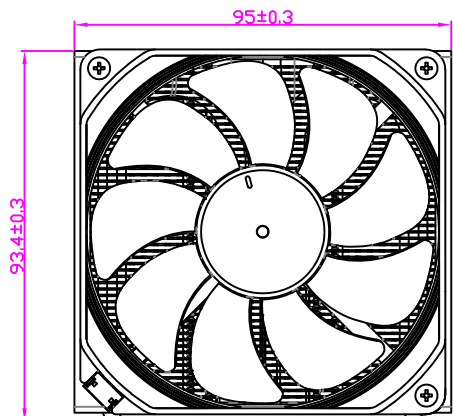
NOTES:
1. THE FIGURE IS FOR REFERENCE ONLY, AND NOT FOR SCALE

1 2 3 4 5 6 7

REV#	DESCRIPTION	CHECKER	DATE
0.0	INITIAL RELEASE	Engr.	04/15/22

A

A

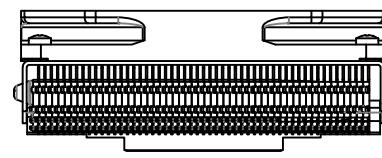
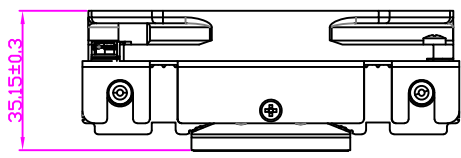


B

B

C

C

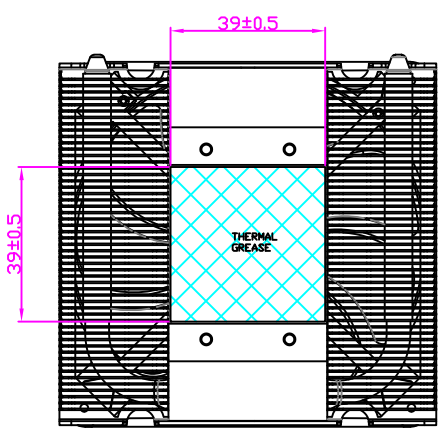


D

D

E

E



F

F

G

G

	NAME	DATE
DRAWN BY	ENGR	04/15/2022
CHECKED BY	ENGR	04/15/2022
ENG. APPROVED		
MFG. APPROVED	-	-



DYNATRON CORPORATION

TOP MOTOR

TITLE: Active Air Cooler U8
Overall Dimension Drawing

CONFIDENTIAL DOCUMENT
THIS DRAWING CONTAINS INFORMATION PROPRIETARY TO DYNATRON CORPORATION AND DYNAEON INDUSTRIAL CO., LTD. ANY REPRODUCTION, DISCLOSURE, OR USE OF THIS DRAWING IS EXPRESSLY PROHIBITED EXCEPT AS DYNATRON CORPORATION AND DYNAEON INDUSTRIAL CO., LTD. MAY OTHERWISE AGREE TO IN WRITING.

VIEW		DWG. No:	REV.
UNITS	MM	DYN-BD-U8	0.0

H

H

1 2 3 4 5 6 7

U8 | Socket LGA1700/1200/115X/AM5/AM4

Document History:

07/27/2023: Thermal Performance Chart Update

06/22/2022: Initial release